

年次別取扱高の推移

青果物

上段 入荷量 =kg
中段 金額 =円
下段 平均単価=円

年	総計			中央市場			東部市場		
	合計	野菜	果実	合計	野菜	果実	合計	野菜	果実
昭和 25	20,681,126 404,390,405 20	13,068,405 138,408,761 11	7,612,721 265,981,644 35	20,681,126 404,390,405 20	13,068,405 138,408,761 11	7,612,721 265,981,644 35	—	—	—
昭和 30	41,000,322 1,164,591,643 28	26,160,953 476,236,215 18	14,839,369 688,355,428 46	41,000,322 1,164,591,643 28	26,160,953 476,236,215 18	14,839,369 688,355,428 46	—	—	—
昭和 35	54,902,113 1,732,979,887 32	36,304,405 823,752,019 23	18,597,708 909,227,868 49	54,902,113 1,732,979,887 32	36,304,405 823,752,019 23	18,597,708 909,227,868 49	—	—	—
昭和 40	81,022,695 4,363,749,996 54	50,297,179 1,945,281,974 39	30,725,516 2,418,468,022 79	81,022,695 4,363,749,996 54	50,297,179 1,945,281,974 39	30,725,516 2,418,468,022 79	—	—	—
昭和 45	106,222,454 9,418,448,121 89	61,969,489 4,450,021,144 72	44,252,965 4,968,426,977 112	106,222,454 9,418,448,121 89	61,969,489 4,450,021,144 72	44,252,965 4,968,426,977 112	—	—	—
昭和 50	168,986,273 22,628,036,021 134	103,459,172 12,048,618,456 116	65,527,101 10,579,417,565 161	116,445,910 16,314,221,939 140	67,028,439 8,074,692,192 120	49,417,471 8,239,529,747 167	52,540,363 6,313,814,082 120	36,430,733 3,973,926,264 109	16,109,630 2,339,887,818 145
昭和 55	183,611,639 34,007,678,123 185	121,714,688 21,138,068,077 174	61,896,951 12,869,610,046 208	115,482,924 22,535,094,995 195	71,205,231 12,863,113,114 181	44,277,693 9,671,981,881 218	68,128,715 11,472,583,128 168	50,509,457 8,274,954,963 164	17,619,258 3,197,628,165 181
昭和 58	197,592,607 37,760,188,971 191	131,971,649 22,633,097,142 171	65,620,958 15,127,091,829 231	126,817,424 25,805,726,494 203	78,533,856 14,338,794,692 183	48,283,568 11,466,931,802 237	70,775,183 11,954,462,477 169	53,437,793 8,294,302,450 155	17,337,390 3,660,160,027 211
昭和 59	203,038,000 39,296,915,806 194	138,442,328 23,412,904,172 169	64,595,672 15,884,011,634 246	128,800,063 26,292,436,051 204	81,457,717 14,261,342,492 175	47,342,346 12,031,093,559 254	74,237,937 13,004,479,755 175	56,984,611 9,151,561,680 161	17,253,326 3,852,918,075 223
昭和 60	202,404,028 41,362,270,905 204	140,768,152 23,759,033,885 169	61,635,876 17,603,237,020 286	130,004,405 28,577,321,636 220	84,331,456 15,047,341,039 178	45,672,949 13,529,980,597 296	72,399,623 12,784,949,269 177	56,436,696 8,711,692,846 154	15,962,927 4,073,256,423 255
昭和 61	211,082,241 39,926,750,103 189	146,517,693 23,134,131,286 158	64,564,548 16,792,618,817 260	134,802,124 27,444,202,775 204	86,889,547 14,436,161,638 166	47,912,577 13,008,041,137 271	76,280,117 12,482,547,328 164	59,628,146 8,697,969,648 146	16,651,971 3,784,577,680 227
昭和 62	217,817,498 41,248,239,270 189	148,799,148 24,250,065,748 163	69,018,350 16,998,173,522 246	138,565,812 28,309,377,088 204	87,474,780 15,049,986,853 172	51,091,032 13,259,390,235 260	79,251,686 12,938,862,182 163	61,324,368 9,200,078,895 150	17,927,318 3,738,783,287 209
昭和 63	219,313,573 44,673,266,473 204	152,117,828 27,174,997,786 179	67,195,745 17,498,268,687 260	137,265,569 30,268,332,083 221	87,400,247 16,535,326,086 189	49,865,322 13,733,005,997 275	82,048,004 14,404,934,390 176	64,717,581 10,639,671,700 164	17,330,423 3,765,262,690 217
平成 元	213,770,401 45,746,950,667 214	149,328,462 26,758,700,679 179	64,441,939 18,988,249,988 295	133,425,389 30,984,734,972 232	85,958,493 16,192,983,348 188	47,466,896 14,791,751,624 312	80,345,012 14,762,215,695 184	63,369,969 10,565,717,331 167	16,975,043 4,196,498,364 247
平成 2	215,464,305 53,416,611,235 248	152,244,564 32,669,163,361 215	63,219,741 20,747,447,874 328	131,771,831 35,722,470,699 271	85,980,813 19,677,874,461 229	45,791,018 16,044,596,238 350	83,692,474 17,694,140,536 211	66,263,751 12,991,288,900 196	17,428,723 4,702,851,636 270
平成 3	213,930,362 57,613,390,002 269	153,920,548 35,464,192,615 230	60,009,814 22,149,197,387 369	131,373,353 38,824,787,960 296	86,629,228 21,407,105,170 247	44,744,125 17,417,682,790 389	82,557,009 18,788,602,042 228	67,291,320 14,057,087,445 209	15,265,689 4,731,514,597 310
平成 4	226,624,224 52,900,684,930 233	162,956,857 30,723,058,433 189	63,667,367 22,177,626,497 348	137,896,864 35,789,327,537 260	91,172,512 18,460,356,460 202	46,724,352 17,328,971,077 371	88,727,360 17,111,357,393 193	71,784,345 12,262,701,973 171	16,943,015 4,848,655,420 286
平成 5	224,296,612 55,855,225,009 249	159,380,389 35,824,059,507 225	64,916,223 20,031,165,502 309	135,784,992 37,001,311,264 272	88,524,289 21,272,240,717 240	47,260,703 15,729,070,547 333	88,511,620 18,853,913,745 213	70,856,100 14,551,818,790 205	17,655,520 4,302,094,955 244
平成 6	225,274,346 55,998,709,205 249	161,019,811 34,308,947,621 213	64,254,535 21,689,761,584 338	139,290,560 37,824,848,299 272	91,617,692 20,644,027,848 225	47,672,868 17,180,820,451 360	85,983,786 18,173,860,906 211	69,402,119 13,664,919,773 197	16,581,667 4,508,941,133 272
平成 7	223,354,818 54,429,224,617 244	161,295,804 33,182,469,651 206	62,059,014 21,246,754,966 342	137,742,857 36,951,472,993 268	91,806,182 20,111,768,591 219	45,936,675 16,839,704,402 367	85,611,961 17,477,751,624 204	69,489,622 13,070,701,060 188	16,122,339 4,407,050,564 273
平成 8	223,276,795 54,685,174,694 245	162,570,318 33,569,703,883 206	60,706,477 21,115,470,811 348	135,710,144 37,166,675,427 274	91,025,214 20,446,410,825 225	44,684,930 16,720,264,602 374	87,566,651 17,518,499,267 200	71,545,104 13,123,293,058 183	16,021,547 4,395,206,209 274
平成 9	227,924,735 53,321,697,870 234	164,713,729 33,852,679,798 206	63,211,006 19,469,018,072 308	140,277,892 36,601,595,555 261	94,685,072 21,393,328,040 226	45,592,820 15,208,267,515 334	87,646,843 16,720,102,315 191	70,028,657 12,459,351,758 178	17,618,186 4,260,750,557 242
平成 10	223,692,960 57,170,889,212 256	163,178,875 37,790,738,845 232	60,514,085 19,380,150,367 320	138,485,277 39,695,267,430 287	92,910,822 24,159,579,885 260	45,574,455 15,535,687,545 341	85,207,683 17,475,621,782 205	70,268,053 13,631,158,960 194	14,939,630 3,844,462,822 257
平成 11	223,610,392 52,405,421,534 234	163,483,345 32,961,940,371 202	60,127,047 19,443,481,163 323	138,688,410 36,202,089,709 261	92,832,244 20,650,697,643 222	45,856,166 15,551,392,066 339	84,921,982 16,203,331,825 191	70,651,101 12,311,242,728 174	14,270,881 3,892,089,097 273
平成 12	228,989,605 49,218,584,413 215	167,881,994 31,066,641,981 185	61,107,611 18,151,942,432 297	141,494,009 33,960,922,773 240	95,007,311 19,395,669,770 204	46,486,698 14,565,253,003 313	87,495,596 15,257,661,640 174	72,874,683 11,670,972,211 160	14,620,913 3,586,689,429 245
平成 13	226,031,167 49,236,145,116 218	165,309,104 31,415,152,055 190	60,722,063 17,820,993,061 293	141,552,059 33,892,167,561 239	96,244,373 19,892,482,194 207	45,307,686 13,999,685,367 309	84,479,108 15,343,977,555 182	69,064,731 11,522,669,861 167	15,414,377 3,821,307,694 248
平成 14	226,702,457 48,554,303,303 214	166,612,398 31,063,481,689 186	60,090,059 17,490,821,614 291	142,510,688 33,726,182,063 237	98,972,863 20,185,107,315 204	43,537,825 13,541,074,748 311	84,191,769 14,828,121,240 176	67,639,535 10,878,374,374 161	16,552,234 3,949,746,866 239
平成 15	224,540,078 49,966,019,654 223	166,622,431 32,852,023,955 197	57,917,647 17,113,995,699 295	139,389,457 34,160,592,398 245	97,850,393 21,082,583,538 215	41,539,064 13,078,008,860 315	85,150,621 15,805,427,256 186	68,772,038 11,769,440,417 171	16,378,583 4,035,986,839 246
平成 16	217,351,628 50,831,003,851 234	160,984,282 33,117,278,054 206	56,367,346 17,713,725,797 314	134,601,072 34,546,380,880 257	94,516,858 21,377,349,926 226	40,084,214 13,169,030,954 329	82,750,556 16,284,622,971 197	66,467,424 11,739,928,128 177	16,283,132 4,544,694,843 279

年次別取扱高の推移

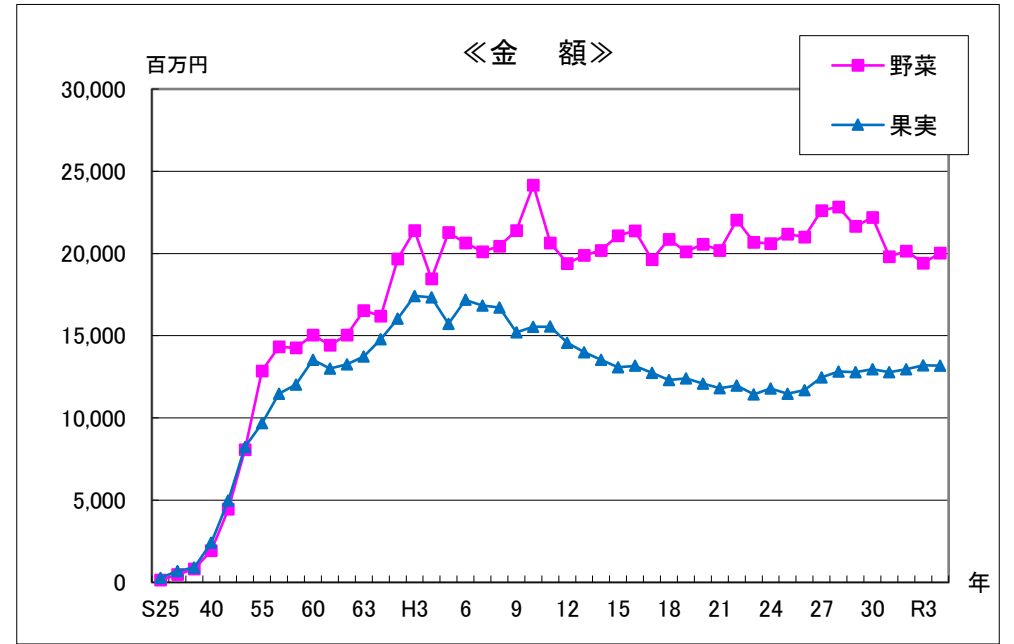
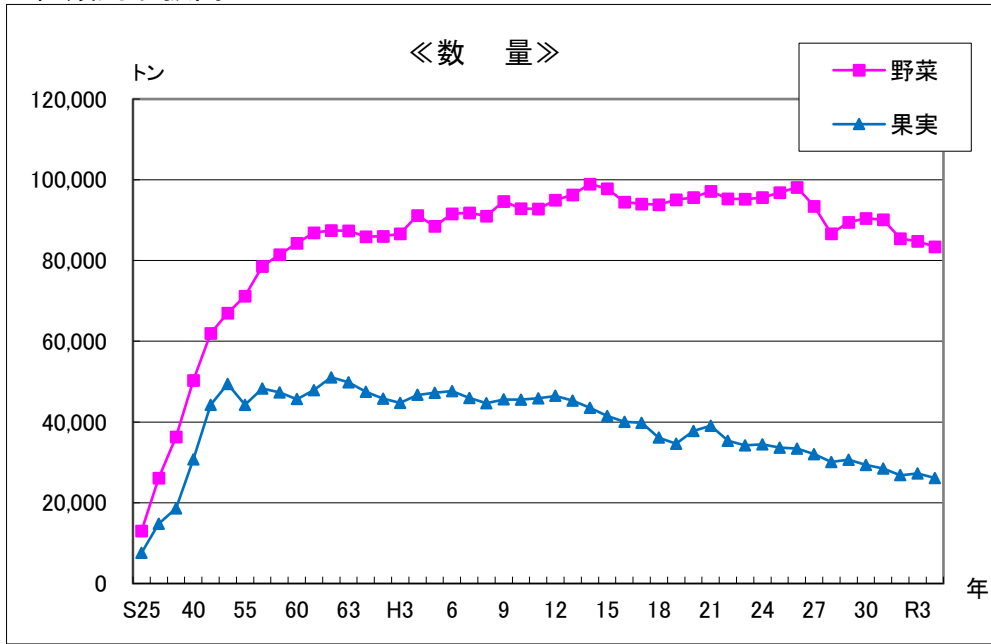
青果物

上段 入荷量 =kg
 中段 金額 =円
 下段 平均単価=円

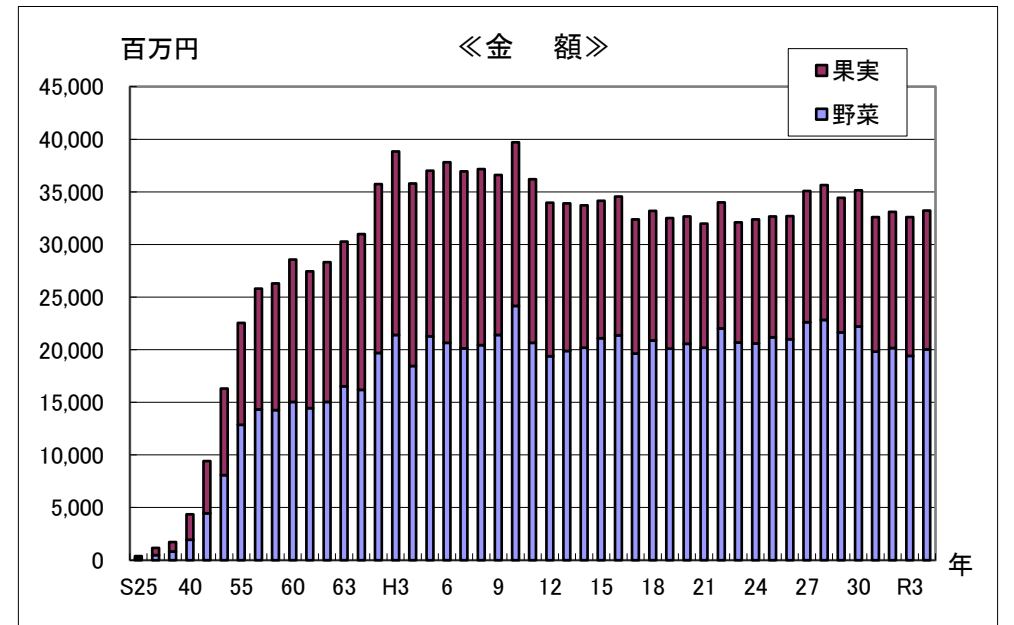
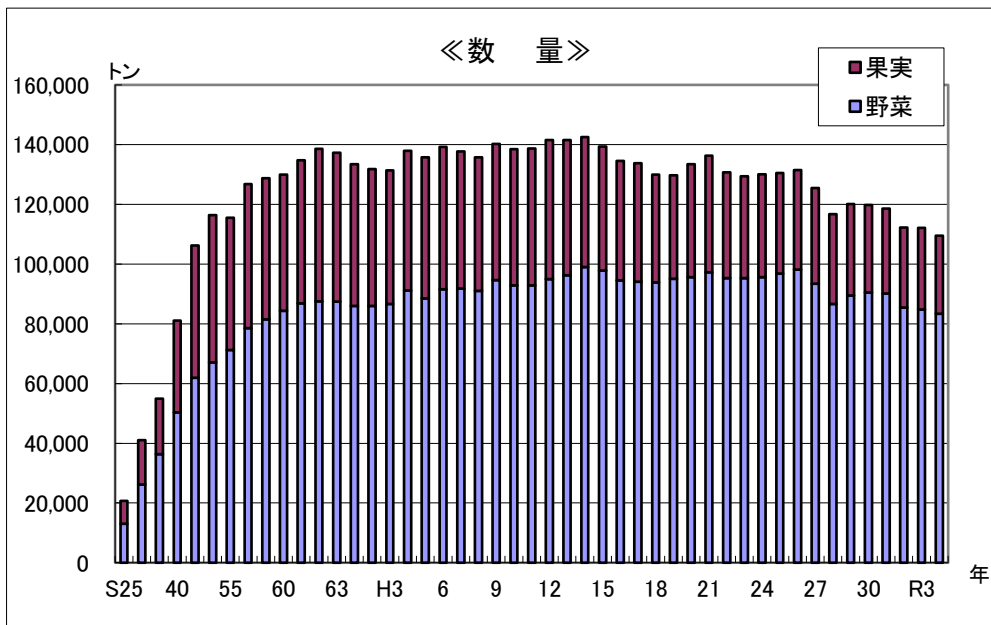
年	総計			中央市場			東部市場		
	合計	野菜	果実	合計	野菜	果実	合計	野菜	果実
平成 17	212,821,038	157,259,058	55,561,980	133,825,369	94,039,714	39,785,655	78,995,669	63,219,344	15,776,325
	46,898,578,253	30,086,046,111	16,812,532,142	32,376,303,717	19,628,106,794	12,748,196,923	14,522,274,536	10,457,939,317	4,064,335,219
	220	191	303	242	209	320	184	165	258
平成 18	206,665,169	155,551,960	51,113,209	129,975,688	93,846,191	36,129,497	76,689,481	61,705,769	14,983,712
	48,099,644,773	31,637,599,289	16,462,045,484	33,176,801,272	20,873,443,866	12,303,357,406	14,922,843,501	10,764,155,423	4,158,688,078
	233	203	322	255	222	341	195	174	278
平成 19	202,390,218	152,571,490	49,818,728	129,752,210	95,093,566	34,658,644	72,638,008	57,477,924	15,160,084
	46,830,800,583	29,970,900,867	16,859,899,716	32,513,343,527	20,108,463,945	12,404,879,582	14,317,457,056	9,862,436,922	4,455,020,134
	231	196	338	251	211	358	197	172	294
平成 20	209,506,732	154,778,448	54,728,284	133,416,028	95,624,966	37,791,062	76,090,704	59,153,482	16,937,222
	47,533,361,152	31,045,601,026	16,487,760,126	32,651,301,639	20,568,314,591	12,082,987,048	14,882,059,513	10,477,286,435	4,404,773,078
	227	201	301	245	215	320	196	177	260
平成 21	215,967,104	158,910,432	57,056,672	136,318,149	97,203,180	39,114,969	79,648,955	61,707,252	17,941,703
	47,289,947,073	31,054,410,978	16,235,536,095	31,993,803,064	20,182,733,894	11,811,069,170	15,296,144,009	10,871,677,084	4,424,466,925
	219	195	285	235	208	302	192	176	247
平成 22	205,773,258	154,394,494	51,378,764	130,667,395	95,332,223	35,335,172	75,105,863	59,062,271	16,043,592
	50,292,793,348	33,841,740,354	16,451,052,994	33,994,550,771	22,029,550,547	11,965,000,224	16,298,242,577	11,812,189,807	4,486,052,770
	244	219	320	260	231	339	217	200	280
平成 23	201,012,442	152,477,700	48,534,742	129,459,420	95,263,663	34,195,757	71,553,022	57,214,037	14,338,985
	46,899,872,576	31,381,576,199	15,518,296,377	32,108,043,493	20,683,934,270	11,424,109,223	14,791,829,083	10,697,641,929	4,094,187,154
	233	206	320	248	217	334	207	187	286
平成 24	198,624,902	150,526,291	48,098,611	130,074,695	95,591,899	34,482,796	68,550,207	54,934,392	13,615,815
	46,451,386,622	30,769,895,243	15,681,491,379	32,390,215,994	20,604,231,358	11,785,984,636	14,061,170,628	10,165,663,885	3,895,506,743
	234	204	326	249	216	342	205	185	286
平成 25	196,787,806	150,006,249	46,781,557	130,485,021	96,810,269	33,674,752	66,302,785	53,195,980	13,106,805
	46,222,096,437	31,027,119,528	15,194,976,909	32,649,694,243	21,185,176,633	11,464,517,610	13,572,402,194	9,841,942,895	3,730,459,299
	235	207	325	250	219	340	205	185	285
平成 26	197,224,485	150,820,225	46,404,260	131,499,698	98,107,034	33,392,664	65,724,787	52,713,191	13,011,596
	46,011,774,044	30,536,952,263	15,474,821,781	32,703,436,845	21,009,339,051	11,694,097,794	13,308,337,199	9,527,613,212	3,780,723,987
	233	202	333	249	214	350	202	181	291
平成 27	187,402,276	143,700,987	43,701,289	125,493,088	93,459,129	32,033,959	61,909,188	50,241,858	11,667,330
	48,800,642,653	32,579,075,870	16,221,566,783	35,083,187,596	22,614,490,413	12,468,697,183	13,717,455,057	9,964,585,457	3,752,869,600
	260	227	371	280	242	389	222	198	322
平成 28	173,262,599	132,684,418	40,578,181	116,689,067	86,619,146	30,069,921	56,573,532	46,065,272	10,508,260
	48,916,664,906	32,582,640,407	16,334,024,499	35,645,104,185	22,830,726,936	12,814,377,249	13,271,560,721	9,751,913,471	3,519,647,250
	282	246	403	305	264	426	235	212	335
平成 29	175,979,419	134,623,640	41,355,779	120,159,212	89,499,848	30,659,364	55,820,207	45,123,792	10,696,415
	46,721,293,640	30,589,681,850	16,131,611,790	34,427,131,286	21,649,184,358	12,777,946,928	12,294,162,354	8,940,497,492	3,353,664,862
	265	227	390	287	242	417	220	198	314
平成 30	168,853,852	130,279,664	38,574,188	119,808,260	90,448,754	29,359,506	49,045,592	39,830,910	9,214,682
	46,671,204,615	30,612,133,750	16,059,070,865	35,150,593,865	22,197,321,844	12,953,272,021	11,520,610,750	8,414,811,906	3,105,798,844
	276	235	416	293	245	441	235	211	337
令和 1	165,609,333	128,620,007	36,989,326	118,579,335	90,118,441	28,460,894	47,029,998	38,501,566	8,528,432
	42,756,729,035	27,028,912,286	15,727,816,749	32,601,060,228	19,820,202,622	12,780,857,606	10,155,668,807	7,208,709,664	2,946,959,143
	258	210	425	275	220	449	216	187	346
令和 2	157,858,881	123,540,182	34,318,699	112,232,268	85,406,905	26,825,363	45,626,613	38,133,277	7,493,336
	43,605,407,107	27,833,819,193	15,771,587,914	33,106,849,339	20,150,573,474	12,956,275,865	10,498,557,768	7,683,245,719	2,815,312,049
	276	225	460	295	236	483	230	201	376
令和 3	157,203,315	122,148,469	35,054,846	112,115,263	84,822,227	27,293,036	45,088,052	37,326,242	7,761,810
	43,017,215,995	26,968,374,976	16,048,841,019	32,609,425,119	19,406,645,219	13,202,779,900	10,407,790,876	7,561,729,757	2,846,061,119
	274	221	458	291	229	484	231	203	367
令和 4	150,252,042	117,048,998	33,203,044	109,552,921	83,399,999	26,152,922	40,699,121	33,648,999	7,050,122
	43,371,934,674	27,375,962,858	15,995,971,816	33,217,303,503	20,031,926,818	13,185,376,685	10,154,631,171	7,344,036,040	2,810,595,131
	289	234	482	303	240	504	250	218	399

— 中央市場取扱高の推移 —

1 種類別取扱高

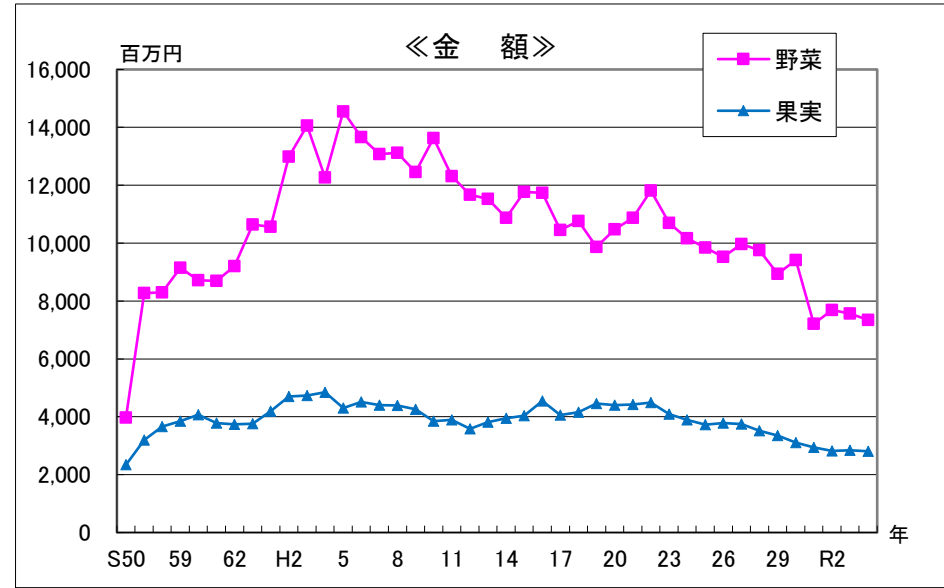
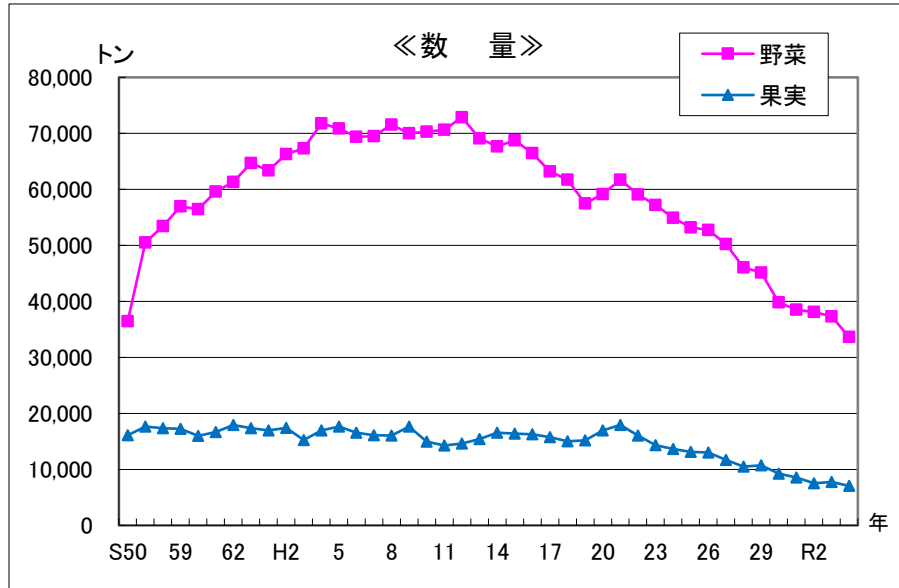


2 総取扱高



— 東部市場取扱高の推移 —

1 種類別取扱高



2 総取扱高

